



## Downloading the PerfectServe Practitioner mobile application

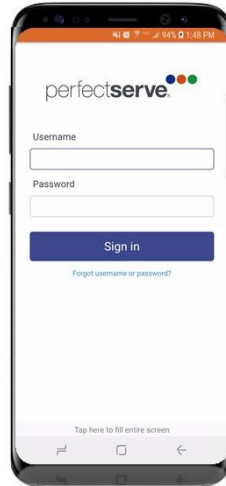
1. To download the PerfectServe Practitioner mobile app, tap on the Play Store  and search for “PerfectServe.” 
2. Tap “**INSTALL**” to begin the installation process.
3. Once installation is complete, tap “**OPEN**.”
4. To ensure the best possible experience, tap “**ACCEPT**” on the app permissions screen.

## Log into the PerfectServe practitioner app

1. Sign in using your designated username and password. You may be provided a PerfectServe username and password or will be instructed to use your hospital credentials.

2. You will be prompted to set a PIN, security question and answer during PerfectServe credentials, you will password.

3. You are now live on the  
**All personal information will remain shared nor sold.**



or a recovery email  
use PerfectServe

Practitioner mobile

n confidential ar

enter a recovery email, and set a your initial login. If you use also be prompted to change your

PerfectServe Practitioner mobile app.

**confidential and secure, neither**